

# Ball valve for solar thermal systems

## 240 series



### Function

The 240 series ball valve is used to shut off the medium contained within solar thermal systems.

The control lever, supplied with an anti-scald knob, is equipped with a device which can be used to lock the valve in open or closed position.

The body, ball, control stem and lever are made of stainless steel to guarantee optimal resistance in terms of contact with the medium as well as the wear caused by external agents.

This particular series of ball valves has been specifically designed to work at high temperature with a glycol solution, typical condition of solar thermal systems.

### Product range

240 series Ball valve for solar thermal systems

sizes 1/2", 3/4" and 1"

### Technical specifications

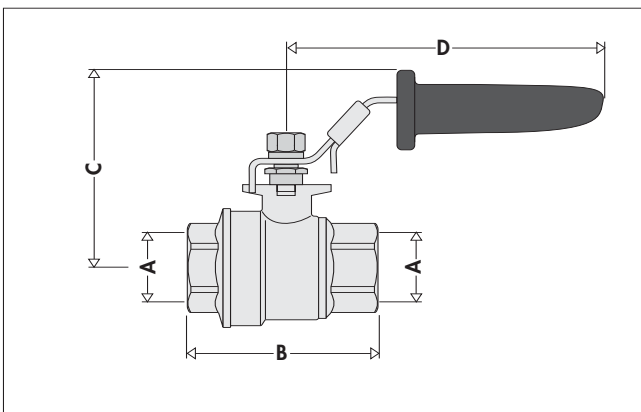
#### Materials

Body:	AISI 316 stainless steel
Ball:	AISI 316 stainless steel
Control stem:	AISI 316 stainless steel
Lever:	AISI 304 stainless steel
Knob:	expanded PUR
Ball seal seat:	PTFE + graphite

#### Performance

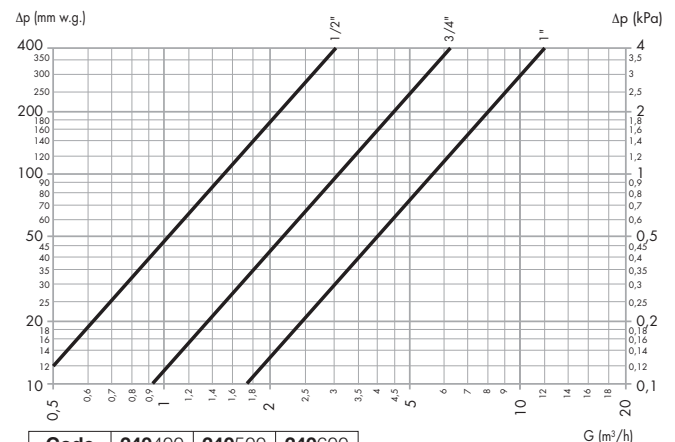
Medium:	water, glycol solutions
Max. percentage of glycol:	50%
Nominal pressure:	PN 63
Working temperature range:	-30-200°C
Connections:	1/2", 3/4", 1" F

### Dimensions



Code	A	B	C	D	Mass (kg)
240400	1/2"	58	70	115	0,305
240500	3/4"	65	75	115	0,390
240600	1"	76	90	170	0,645

### Hydraulic characteristics



Code	240400	240500	240600
Size	1/2"	3/4"	1"
Kv (m³/h)	15	32	57

## Construction details


### Locking device

The control lever can be locked in position for greater safety. Once the valve has been opened or shut off, slide the shaped clamp (1) downwards, inserting it into the relevant protruding slot (2) on the valve body.

The hole (3) on the control lever may be used to fit a tamper-proof safety seal or a padlock (not supplied) which locks the clamp (1) in position.

### Control lever knob

The knob (4) covering the control lever is made of plastic material with low thermal conductivity. Specifically designed to withstand high temperatures, it prevents burns during operation and is resistant to the wear normally experienced by plastic materials when installed outdoors.



## Stainless steel components

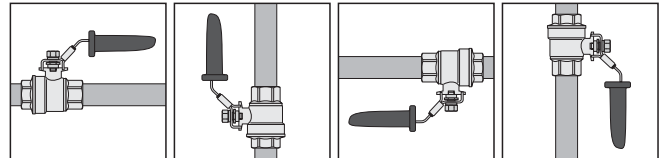
In outdoor installations, the deterioration of product components occurs more quickly due to the action of climatic agents, resulting in a shortened period of normal operation.

Using stainless steel to make the components of the 240 series valve ensures the device remains reliable and functional for long time. It also ensures the device is suitable for contact with the high-temperature glycol solution.

## Installation

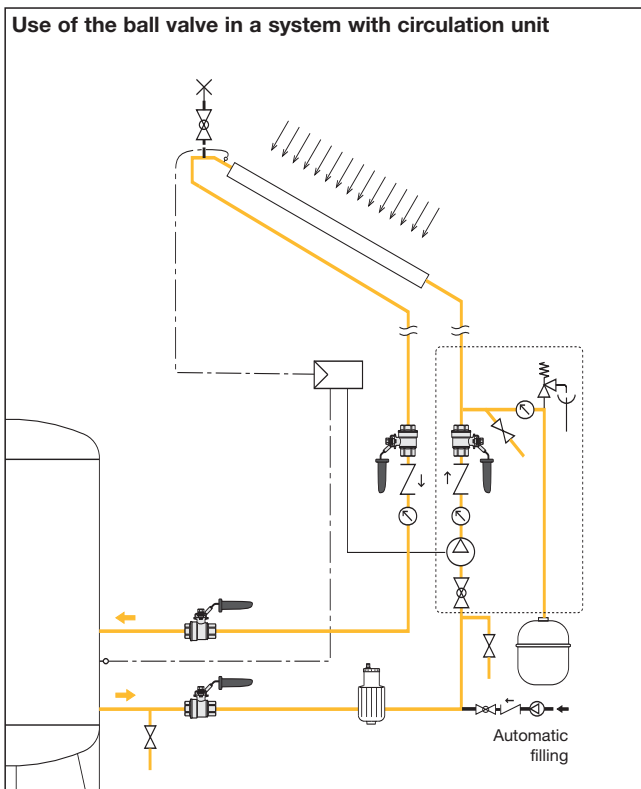
The valve can be fitted on either vertical or horizontal pipes.

Make sure that it is easy to move the control lever in order to open or shut off the valve once it has been installed.

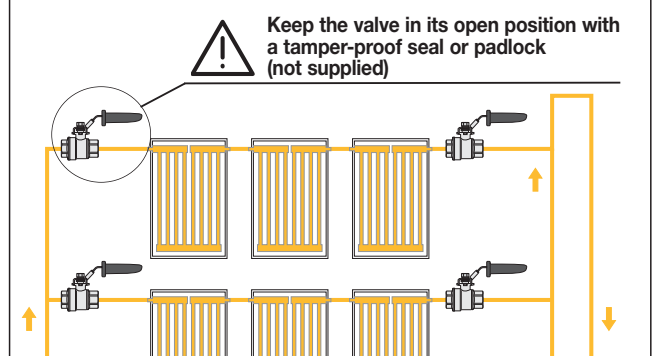


## Application diagrams

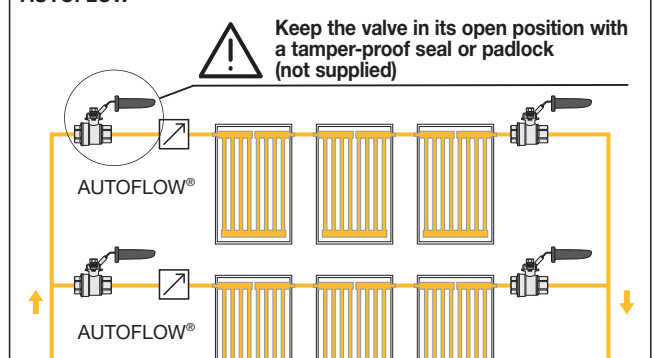
### Use of the ball valve in a system with circulation unit



### Use of the ball valve in solar panel circuit with inverse return connection



### Use of the ball valve in solar panel circuit with balancing via AUTOFLOW®



## SPECIFICATION SUMMARY

### 240 series

Ball valve for solar thermal systems. Threaded connections 1/2" x 1/2" (from 1/2" to 1") F. Stainless steel body, lever, control stem and ball. PTFE and graphite ball seal seat. Expanded PUR knob. Medium water and glycol solutions; maximum percentage of glycol 50%. Nominal pressure PN 63. Working temperature range -30-200°C.

We reserve the right to change our products and their relevant technical data, contained in this publication, at any time and without prior notice.



CALEFFI S.P.A. · S.R.229, N.25 · 28010 FONTANETO D'AGOGNA (NO) · ITALY · TEL. +39 0322 8491 · FAX +39 0322 863723

· www.caleffi.com · info@caleffi.com ·

© Copyright 2010 Caleffi